




Clean Up Procedure

The following procedures should be used for liquid spills potentially containing H1N1 that **do not** contain Human blood, or OPIM (as defined by OSHA). *Spills of Human blood or OPIM must be cleaned up by personnel with training in OSHA Bloodborne Pathogens using MP11192 Biohazard Spill Cleanup procedure.*

Liquid spills may include vomit, urine, or feces.

1. Wear the gloves provided in your kit. 
2. Apply the RED-Z Fluid Control Solidifier to the liquid area.
3. Scoop up the absorbed liquid with the enclosed plastic scoop and place into one of the enclosed trash bags.
4. Moisten a cleaning cloth with the “SaniZide” Disinfectant that is in this kit.
5. Scrub the contaminated solid surfaces with moistened cloth.
6. When finished, discard the cloth into the trash bag used in step 3.
7. Tie the bag closed and place it into the second trash bag. 
8. Remove gloves and place them into the second trash bag.
9. Wipe hands with the “p.a.w.s. antiseptic wipes” and discard used wipes in the second trash bag.
10. Tie the second bag closed. If you are unable to leave your room due to your illness, place the trash bag outside your door Monday-Friday at 10:00 a.m. and call **581-4444** for a trash pick up.
11. Wash your hands immediately with warm soapy water. If hand washing facilities are not immediately available, use the included hand sanitizer and wash hands as soon as possible. 

Any waste spill such as vomit, urine, or feces that **does** include blood should be cleaned up by a person with training. Please alert your RA or Community Coordinator.